

**Graduate School of Science and Engineering
Ibaraki University**

Doctoral Program

Application Guidelines for the Entrance Examination

**For entry in 2018 second semester
or
2019 first semester**

The Graduate School of Science and Engineering (GSSE) of Ibaraki University was founded in 1995. The Institute of Applied Beam Science (IABS) was established as part of the GSSE in 2004 for study and utilization of a wide variety of quantum beams including, but not limited to electromagnetic radiation (X-rays, γ -rays, and optical laser beams) and particle beams (neutron, electron, proton) defined together as Quantum Beams. We are excited to announce that GSSE have been expanded from April 2016 with the Institute of Quantum Beam Science (IQBS) program. The re-envisioned GSSE have three institutes that are IQBS, Institute of Complex System Science, and Institute of Social Infrastructure System Science as the result of reorganization of the six current institutes (Applied Beam Science, Material Science, Industrial Science, Information and System Sciences, Physical Sciences, Environmental and Functional Sciences).

Successful applicants for graduate school at GSSE of Ibaraki University will enjoy an engaging and enriching educational program in addition to pursuing their own, individualized research studies in working toward becoming experts of their respective fields. Graduate students are expected to have an important role at the GSSE of Ibaraki University by actively participating in research, assisting teaching and providing significant contributions to science and engineering. They will study under the supervision of respected and dedicated faculty members at the GSSE. The educational, scientific, and engineering programs will prepare the students to start their life in their intended career choice after the graduation from the GSSE of Ibaraki University.

I. Authorized Student Enrollment

【for Entry in 2018 Second Semester starting on 21 September 2018】

Major	Fields of Study	Enrollment
Quantum Beam Science	Environmental Radiation Science Material Engineering and Quantum Science Quantum Chemistry and Biochemistry Beamline Science	Availability limited
Complex System Science	Mathematics and Mathematical Information Science Space and Global Environmental Systems Science Functional Systems Science Material Systems Power Energy Systems Industrial Production Systems Measurement and Control Systems	Availability limited
Social Infrastructure System Science	Basic Social Infrastructure Urban and Environmental Systems Information and Telecommunication Systems	Availability limited

【for Entry in 2019 First Semester starting on 1 April 2019】

Major	Fields of Study	Enrollment
Quantum Beam Science	Environmental Radiation Science Material Engineering and Quantum Science Quantum Chemistry and Biochemistry Beamline Science	20 positions
Complex System Science	Mathematics and Mathematical Information Science Space and Global Environmental Systems Science Functional Systems Science Material Systems Power Energy Systems Industrial Production Systems Measurement and Control Systems	10 positions
Social Infrastructure System Science	Basic Social Infrastructure Urban and Environmental Systems Information and Telecommunication Systems	8 positions

II. Eligible Applicants

Applicants must meet the following admission requirement:

Received or are expected to receive a master's degree or its equivalent from an accredited institution, prior to entry to the Graduate School of Science and Engineering of Ibaraki University (GSSE).

Applicants who do not meet the requirement should apply for the “VI. Pre-screening for Assessment for Applicant's Eligibility” prior to application to the entrance examination.

III. Application Procedure

1. Contacting potential advisors: Those who would like apply for the enrollment in the doctoral program of the GSSE should contact their potential advisors listed in the table “Faculty Members” prior to their application. Those who accept to be the potential supervisors of the applicants may help the applicants with arrangement of the application procedure.

2. Application period: From 27 June 2018 to 13 July 2018.

(except Saturdays, Sundays, and national holidays)

(a) By bringing: Submission of the application requirements should be brought to the admission office during the office hour (9:00 – 16:00, JST).

(b) By postal mail: Submission of the application requirements should be made by registered mail to reach the admission office by 16:00 JST, 13 July 2018.

(c) By E-mail: The E-mail to which the application requirements are attached should reach the admission office by 16:00 JST, 13 July 2018. [The original hard copies of the documents of which scanned digital copies are submitted as E-mail attachments should be submitted by registered mail (such as EMS) to reach the admission office, or by bringing, by the time of the entrance examination.

3. Admission office: To which of the below-mentioned admission offices applicants have to submit the application requirements is according to the potential supervisors as given in the table “Faculty Members”.

(1) Hitachi campus:

Admission Office, College of Engineering, Ibaraki University

4-12-1 Nakanarusawa, Hitachi, Ibaraki 316-8511, Japan

Tel. +81-294-38-5010 E-mail: admission.doctor.hitachi@ml.ibaraki.ac.jp

(2) Mito campus:

Admissions Office, College of Science, Ibaraki University

2-1-1 Bunkyo, Mito, Ibaraki 310-8512, Japan

Tel. +81-29-228-8332 E-mail: admission.doctor.mito@ml.ibaraki.ac.jp

4. Advance Consultation for Applicants with Disabilities: Applicants with disabilities who need special cares in the admission processes and research/study activities at the GSSE may consult the above-mentioned admission office before submitting the application requirements.

IV. Application Requirements

Application requirements are as follows. Applicants should use the prescribed forms for Form 1-5 of either of the hard copies in this application guidebook or those downloaded at <http://www.gse.ibaraki.ac.jp/en/guidance/doctor/index.html>. When the application requirements are submitted as E-mail attachments, required material other than Form1-5 should be scanned into JPEG files or PDF, and the original hard copies should be sent by registered mail to reach the admission office by the time of examination.

Application requirements	Notes
Application Form and Curriculum Vitae (Form 1)	Use the <u>prescribed form</u> .
Admission Slip for Examination, with Applicant's Photograph (Form 2)	Use the <u>prescribed form</u> . Passport-size photograph (4 × 3 cm, taken within 3 months) should be attached as indicated.
Summary of Master's Thesis or its Equivalent (Form 3)	Use the <u>prescribed form</u> . In either Japanese (less than 2,000 characters) or English (less than 1,000 words).
	〈1〉 Applicants received a master's degree Summary of Master Thesis or its Equivalent.
	〈2〉 Applicants expected to receive a master's degree Summary of Master Thesis or its Equivalent to be submitted.
Research and Development Achievement Records (Form 4)	Use the <u>prescribed form</u> . Provide research and development achievements, such as scientific publications, presentations in scientific meetings, and patents.
Research Plan (Form 5)	Use the <u>prescribed form</u> . Describe the outline of intended research, in either Japanese (less than 1,000 characters) or English (less than 500 words).
Application Fee	JPY 30,000. Payment of the application fee can be made by one of the following three methods. According to the method of payment, applicants should submit the Receipt of Transfer (振替払込証明書) or the Certificate of Payment (収納証明書) to the admission office together with other material of application requirements. (1) Paying at a financial institution a. Pay the examination fee with the attached payment slip at a nearby financial institution in Japan. You can pay at a teller's window at financial institutions

throughout Japan, including post offices, banks, Shinkin banks and JA banks.

- b. Receive the “振替払込証明書(transfer payment receipt)” and the “振替払込請求書兼受領証(transfer payment request / receipt)” after confirming they are stamped by the financial institution.

• You must pay the examination fee at a teller's window of financial institution.

※ **Do not use an automatic teller machine (ATM).**

• **Submit the “振替払込証明書(transfer payment receipt)” with other application documents.**

You need not submit the “振替払込請求書兼受領証(transfer payment request / receipt)” because it is a copy for the remitter. Please keep it in a safe place until you receive the admission slip for examination.

• “No.” in the columns on the payment slip, such as “Correspondence column” and “Remitter”, does not represent your examinee number.

(2) Paying at a convenience store in Japan

- a. Please refer to “コンビニエンスストアでの入学検定料払込方法 (How to Pay the School Entrance Examination Fee at a Convenience Store)” when making your payment.
- b. Please ensure that you receive a “取扱説明書 (Handling Statement)” or a “取扱明細書兼領収書 (Handling Statement & Receipt)” upon completion of payment.
- c. Please detach the “収納証明書 (Payment Certificate)” portion of the “取扱説明書 (Handling Statement)” or “取扱明細書兼領収書 (Handling Statement & Receipt)” you receive and submit it with your application documents.
- d. Please be aware that applications are not accepted after 15:00 JST.
on the final date of the application period.

(3) Paying by credit card

- a. Access the e-apply website (<http://e-apply.jp/e/ibaraki-gs/>) and complete the payment procedure.
- b. Once you have completed the procedure and the payment has been transferred, you will be emailed a payment completion notice containing a URL. Access this URL, download the PDF file, and print the “申し込み明細 (Application Statement)” .
- c. Please detach the “収納証明書 (Payment Certificate)” portion of the “申し込み明細 (Application Statement)” and submit it together with your application documents.
- d. Please be aware that applications are not accepted after 15:00 JST
on the final date of the application period.

[Points to note]

1. The payment transfer fee must be paid by the applicant.

2. **Once the application documents are received, the examination fee paid cannot be refunded.**

However, in case either you paid the examination fee but did not apply, or you mistakenly paid the fee twice, you can demand a refund of the examination fee. Please ask for the office below.

The amount to be refunded is the amount minus a transfer

	<p>fee.</p> <p><u>Bursar's Office, Financial Affairs Division, Financial Affairs. Department, Ibaraki University (Tel. +81-29-228-8561)</u></p> <p>3. Please contact the following center if you have any queries concerning how to make payment at a convenience store or by credit card:</p> <p><u>Learning and Education Application Service Support Center (operating company: Disco Inc.)</u> <u>(E-mail cvs-web@disc.co.jp)</u></p>
Official Transcript	Academic transcript for all post-secondary study undertaken, regardless complete or incomplete. Institution grading scale should be included.
Certificate of Graduation	Certificates of graduation (and expected graduation) of undergraduate and graduate schools attended/attending.
Residence Certificate or Copy of Passport	<p>Foreign residents in Japan: Residence certificate issued by the head of municipality giving applicants' nationality and visa status and length.</p> <p>Non-resident in Japan: Copy of passport</p>
Return Envelope (12.0cm × 23.5cm)	<p>Only when the applicant lives in Japan and the application is made by "bring-in" or "post", an envelope with the applicant's name, address, postal code, and postal stamp of JPY 362 (including express mail fee), in which the Admission Slip for Examination will be sent to the applicant, will be submitted.</p> <p>*When the application is made by E-mail or the applicant does not live in Japan, <u>Return Envelope is NOT necessary.</u> Admission Slip for Examination in PDF will be sent to the applicant's email address as an attachment.</p>
Address Slip (Form 6)	Use the <u>prescribed form</u> .

V. Screening Procedure

1. Screening:

Screening is made based on the information given in the submitted Form 3-5 (Summary of Master's Thesis or its Equivalent, Research and Development Achievement Records, and Research Plan) and Transcripts, and on Interview, including oral examination to confirm applicants' knowledge in the applicants' intended fields of research and/or development.

2. Date of interview: Any time between 30 July 2018 and 5 August 2018 suitable for both the interviewers and the applicant. Exact date and time of interview will be informed to the applicant beforehand.

3. Place of interview: One of the following two places, specified on the Admission Slip.

- (1) Hitachi campus, Ibaraki University 4-12-1 Nakanarusawa, Hitachi-city
- (2) Mito campus, Ibaraki University 2-1-1 Bunkyo, Mito-city

4. Notification of Results

Results of screening will be given at 13:00, JST of 20 July 2018, at the main entrances of the College of Engineering (Hitachi campus) and the College of Science (Mito campus), and will be sent to successful applicants by postal mail.

VI. Pre-screening for Assessment for Applicant's Eligibility

1. Application Documents

- (a) Application Form for Applicant's Eligibility and Summary of Previous Research Activities
Use the prescribed form (Form 7)
- (b) Research and Career Achievement Records
Use the prescribed form (Form 4)
- (c) Copy of the scientific paper/publication given in Form 4 (If you have more than one scientific paper/publication, you may provide the copy of one of your selected scientific paper/publications.)
- (d) Graduation Certificate of the Last School Attended
- (e) Certified Professional Career Record
Use the prescribed form (Form 8)
- (f) Reply Pertaining to the Qualifying Examination (if available*)
- (g) Self-addressed Reply Envelope (235×200mm) with JPY 362 postage stamp(s)

In case the address is outside Japan and/or the application is made by E-mail, Reply Envelope is not necessary. Results of pre-screening in PDF will be sent to the applicant's email address as an attachment.

*Applicants who have completed a curriculum offered by an overseas educational institution, an educational institution in Japan that is recognized by a foreign country as having a graduate course under the education system and which is separately designated by the Japanese Minister of Education, Culture, Sports, Science, and Technology, or United Nations University and passed examination and screening equivalent to which are prescribed in Section 2 of Article 16 of the Standards for the Establishment of Graduate Schools must submit the application document(f), "Reply Pertaining to the Qualifying Examination".

2. Application period: From 27 June 2018 to 29 June 2018.

- (a) By bringing: Submission of the application requirements should be brought to the admission office during the office hour (9:00 – 16:00, JST).
- (b) By postal mail: Submission of the application requirements should be made by registered mail to reach the admission office by 16:00 JST, 29 June 2018.
- (c) By E-mail: The E-mail to which the application requirements are attached should reach the admission office by 16:00 JST, 29 June 2018. Required material other than Form 4,7,8 should be scanned into JPEG files or PDF. [The original hard copies of the documents of which scanned digital copies are submitted as E-mail attachments should be submitted by registered mail (such as EMS) to reach the admission office, or by bringing, by the time of the entrance examination.

3. Admission office: To which of the below-mentioned admission offices applicants have to submit the application requirements is according to the potential supervisors as given in the table "Faculty Members".

- (1) Hitachi campus: Admission Office, College of Engineering, Ibaraki University
4-12-1 Nakanarusawa, Hitachi, Ibaraki 316-8511, Japan
Tel. +81-294-38-5010 E-mail: admission.doctor.hitachi@ml.ibaraki.ac.jp
- (2) Mito campus: Admissions Office, College of Science, Ibaraki University
2-1-1 Bunkyo, Mito, Ibaraki 310-8512, Japan
Tel. +81-29-228-8332 E-mail: admission.doctor.mito@ml.ibaraki.ac.jp

4. Notification of Results

Results of pre-screening will be sent by express mail or by E-mail by 4 July 2018.

VII. Personal Record Disclosure

Personal records related to the GSSE entrance examination are disclosed only to the examinees following the below-mentioned procedure of application.

1. Application period

12 April 2019 to 30 April 2019 (except Saturdays, Sundays, and national holidays).
9:00 - 17:00 JST

2. Applicants: Restricted to the examinee. Disclosure is not made for successful applicants.

3. Application Procedure

Come to the university with the following documents, and apply using the designated form.

- (1) Admission Slip for Examination
- (2) Document to identify the individual (student ID card, driver's license, passport, etc.)
- (3) Return envelope (size 3 vertical envelope, 12.0cm × 23.5cm)

Clearly write the address, including the zip code, and name of the applicant and put a stamp worth JPY 512 (rate for a registered letter) on the envelope.

4. Place for application

- (a) Admissions Office, College of Engineering, Ibaraki University
4-12-1 Nakanarusawa, Hitachi, Ibaraki 316-8511, Japan
- (b) Admission Office, College of Science, Ibaraki University
2-1-1 Bunkyo, Mito 310-8512, Ibaraki, Japan

5. Disclosure method

The personal record is sent by registered mail at a later date.

6. Disclosure content

Disclosure is made for unsuccessful applicants by the category of level (three levels).

However, in the case in which the number of unsuccessful applicants is fewer than five, disclosure is not made.

The score and the rank are not disclosed.

VIII. Admission Guidelines

1. Enrollment procedure and Payment of fees

(1) Information regarding the enrollment procedure and other related items will be given to successful applicants.

(2) Payment of fees

Students who are supported by a Japanese Government Scholarship are exempted from both admission fee and tuition.

Admission fee	JPY 282,000	Students who are expected to receive a Master's degree from Ibaraki University and intend to enter to the Doctoral course are exempted from the admission fee.
Tuition fee	JPY 267,900 per semester (JPY 535,800 annually)	

Notes

- (a) If admission fees are revised, then you will be obligated to pay the revised amount before admission procedure.
 - (b) If tuition fees are revised, then you will be obligated to pay the revised amount.
 - (c) Full or half financial aid is available to students for admission or tuition assistance. Financial aid eligibility is based on financial need and academic achievement, or for those who suffered from a natural disaster.
- (3) For those coming from abroad to enroll in the Graduate School, it might take some time to acquire residence status. Please check the procedure and the time required for the acquisition at the Embassy, etc. well in advance before deciding when to enroll.

(Reference)Website of the Ministry of Justice

<http://www.moj.go.jp/ONLINE/IMMIGRATION/16-1.html>

2. Prerequisites for Program Completion

To complete the Doctoral program, it is necessary to acquire at least 14 credits required in every major, receive necessary supervision from supervisors, and then pass the dissertation review and the final examination.

Students who show remarkable academic achievement can complete the Doctoral program in a shorter period.

Students who complete the Doctoral program are conferred a Doctorate of Engineering, a Doctorate of Science, or Doctor of Philosophy depending on the thesis.

Table: Faculty Members

Faculty members who can be potential supervisors and their corresponding “Admission office”

	Admission office
Institute of Quantum Beam Science	
< Environmental Radiation Science>	
Nakamura, Asako, Professor	Mito
Tachibana, Akira, Professor	Mito
Tauchi, Hiroshi, Professor	Mito
Torikai, Yuji, Professor	Mito
Kakimuma, Shizuko, Adjunct Professor	Mito
Kinase, Sakae, Adjunct Professor	Mito
Yamaguchi, Kenji, Adjunct Professor	Mito
Yokoya, Akinori, , Adjunct Professor	Mito
< Material Engineering and Quantum Science>	
Fujiwara, Takanori, Professor	Mito
Fukui, Takahiro, Professor	Mito
Iga, Fumitoshi, Professor	Mito
Ikedo, Teruyuki, Professor	Hitachi
※Ikehata, Takashi, Professor	Hitachi
Iwamoto, Chihiro, Professor	Hitachi
Kuwahara, Keitaro, Professor	Mito
Minato, Atsushi, Professor	Hitachi
Nakagawa, Naoko, Professor	Mito
※※Ohta, Hiromichi, Professor	Hitachi
Sakaguchi, Makoto, Professor	Mito
Sasajima, Yasushi, Professor	Hitachi
Sato, Shigeo, Professor	Hitachi
Suzuki, Tetsuya, Professor	Hitachi
Takahashi, Haruyuki, Professor	Hitachi
Hyakutake, Yoshifumi, Associate Professor	Mito
Nishino, Souichiro, Associate Professor	Hitachi
Sato, Naoyuki, Associate Professor	Hitachi
Hirade, Tetsuya, Adjunct Professor	Mito
< Quantum Chemistry and Biochemistry>	
※Abe, Osami, Professor	Hitachi
Eguchi, Mika, Professor	Hitachi
Fujisawa, Kiyoshi, Professor	Mito
Igarashi, Shukuro, Professor	Hitachi
Kimura, Shigenobu, Professor	Hitachi
Kobayashi, Yoshio, Professor	Hitachi
Kohzuma, Takamitsu, Professor	Mito
Kubota, Toshio, Professor	Hitachi

Mori, Seiji, Professor	Mito
Morikawa, Atsushi, Professor	Hitachi
Nishikawa, Hiroyuki, Professor	Mito
Ohno, Osamu, Professor	Hitachi
Otomo, Seiu, Professor	Mito
Sato, Itaru, Professor	Mito
Unno, Masaki, Professor	Hitachi
Yamaguchi, Akira, Professor	Mito
Yamauchi, Satoshi, Professor	Hitachi
Agou Tomohiro, Associate Professor	Hitachi
Fukumoto, Hiroki, Associate Professor	Hitachi
Higashi, Miwako, Associate Professor	Hitachi
Kitano, Takashi, Associate Professor	Hitachi
Shoumura, Yasuhito, Associate Professor	Hitachi
Kagawa, Hiroyuki, Adjunct Professor	Hitachi
< Beamline Science>	
Iwasa, Kazuaki, Professor	Mito
Koizumi, Satoshi, Professor	Hitachi
Kunieda, Satoshi, Adjunct Professor	Hitachi
Nagame, Yuichiro, Professor	Mito
Ohyama, Kenji, Professor	Hitachi
Tanaka, Ichiro, Professor	Hitachi
Otomo, Toshiya, Professor	Hitachi
Iinuma, Hiromi, Associate Professor	Mito
Institute of Complex System Science	
< Mathematics and Mathematical Information Science>	
Hasegawa, Hiroshi, Professor	Mito
※※Horiuchi, Toshio, Professor	Mito
Ichimura, Humio, Professor	Mito
Kimura, Makoto, Professor	Mito
Murashige, Sunao, Professor	Mito
Nakai, Eiichi, Professor	Mito
Shimomura, Katsunori, Professor	Mito
< Functional Systems Science >	
※Izuoka, Akira, Professor	Mito
Oriyama, Takeshi, Professor	Mito
Endo, Yasuhiko, Professor	Mito
Kitade, Osamu, Professor	Mito
Kim, Haeng-Boo, Professor	Mito
※※Kojima, Junichi, Professor	Mito
Niki, Yuzo, Professor	Mito
※Yamamura, Yasuo, Professor	Mito

Kagoshima, Hirotaka, Associate Professor	Mito
Ohashi, Akira, Associate Professor	Mito
Shimazaki, Yuichi, Associate Professor	Mito
< Space and Global Environmental Systems Science>	
Ando, Hisao, Professor	Mito
※Fujinawa, Akihiko, Professor	Mito
Kawahara, Jun, Professor	Mito
Kita, Kazuyuki, Professor	Mito
Momose, Munetake, Professor	Mito
Okada, Makoto, Professor	Mito
Yoshida, Tatsuo, Professor	Mito
Katagiri, Hideaki, Associate Professor	Mito
Nozawa, Satoshi, Associate Professor	Mito
Turibe, Toru, Associate Professor	Mito
Yonekura, Yoshinori, Associate Professor	Mito
< Industrial Production Systems>	
Itoh, Nobuhide, Professor	Hitachi
Kanto, Yasuhiro, Professor	Hitachi
Shimizu, Jun, Professor	Hitachi
Zhou, Libo, Professor	Hitachi
※Horibe, Tadashi, Professor	Hitachi
Ozeki, Kazuhide, Associate Professor	Hitachi
Nakamura, Masashi, Associate Professor	Hitachi
< Material Systems>	
※※Itoh, Goroh, Professor	Hitachi
Kuramoto, Shigeru, Professor	Hitachi
Shimakage, Hisashi, Professor	Hitachi
Udono, Haruhiko, Professor	Hitachi
Wada, Tatsuaki, Professor	Hitachi
Komine, Takashi, Associate Professor	Hitachi
< Measurement and Control Systems>	
Baba, Mitsuru, Professor	Hitachi
Inui, Masatomo, Professor	Hitachi
Kondo, Ryou, Professor	Hitachi
Kurihara, Kazumi, Professor	Hitachi
Masuzawa, Toru, Professor	Hitachi
Mori, Yoshikazu, Professor	Hitachi
Nagayama, Kazuaki, Professor	Hitachi
Yoh, Shikoh, Professor	Hitachi
Michitsuji, Yohei, Associate Professor	Hitachi
< Power Energy Systems>	
Inagaki, Terumi, Professor	Hitachi
Kakimoto, Naoto, Professor	Hitachi
Konno, Mitsuru, Professor	Hitachi

Tanaka, Kotaro, Professor	Hitachi
Tanaka, Nobuatsu, Professor	Hitachi
Tsuji, Ryusuke, Professor	Hitachi
Yanagidaira, Takeshi, Professor	Hitachi
Nishi, Yasuyuki, Associate Professor	Hitachi
Suzuki, Satoru, Adjunct Professor	Hitachi
Futakawa, Masatoshi, Adjunct Professor	Hitachi
Institute of Social Infrastructure System Science	
< Basic Social Infrastructure>	
※※Hoshino, Osamu, Professor	Hitachi
Kumazawa, Takayuki, Professor	Hitachi
Shinnou, Hiroyuki, Professor	Hitachi
※Yonekura, Tatsuhiro, Professor	Hitachi
Suzuki, Tomoya, Professor	Hitachi
< Urban and Environmental Systems>	
Fujita, Masafumi, Professor	Hitachi
Harada, Takao, Professor	Hitachi
※※Kin, Toshiaki, Professor	Hitachi
Kobayashi, Kaoru, Professor	Hitachi
Kuwahara, Yuji, Professor	Hitachi
Nobuoka, Hisamichi, Professor	Hitachi
※Numao, Tatsuya, Professor	Hitachi
Tonooka, Hideyuki, Professor	Hitachi
Tsuboi, Kazuhiro, Professor	Hitachi
Wu, Shishen, Professor	Hitachi
Yamada, Minoru, Professor	Hitachi
Yokoki, Hiromune, Professor	Hitachi
Fujita, Masafumi, Associate Professor	Hitachi
Mao, Kurumatani, Associate Professor	Hitachi
Terumitsu, Hirata, Associate Professor	Hitachi
< Information and Telecommunication Systems>	
Akabane, Hideo, Professor	Hitachi
Habuchi, Hiromasa, Professor	Hitachi
※Imai, Yoh, Professor	Hitachi
Kamada, Masaru, Professor	Hitachi
※Kurosawa, Kaoru, Professor	Hitachi
Miyajima, Teruyuki, Professor	Hitachi
Naka, Akira, Professor	Hitachi
Saigusa, Mikio, Professor	Hitachi
Takeda, Shigeki, Professor	Hitachi
Ueda, Yoshikazu, Professor	Hitachi
※※Umehira, Masahiro, Professor	Hitachi

Kimura, Takayuki, Associate Professor	Hitachi
Naoya, Soda, Associate Professor	Hitachi
Aozasa, Shinichi, Adjunct Professor	Hitachi
Tsujikawa, Kyoze, Adjunct Associate Professor	Hitachi

※ Scheduled to retire in March 2020

※※ Scheduled to retire in March 2021

入 学 志 願 票

Application Form for Admission

提出日 Filing date : 月(Month) _____ 日(Date) _____ 年(Year) _____

入学区分 Desired month of enrollment	<input type="checkbox"/> 平成 30 年度後学期 (2018 second semester) <input type="checkbox"/> 平成 31 年度前学期 (2019 first semester)	受験番号 Examinee No.	※
選抜区分 Category of selection	<input type="checkbox"/> 一 般 選 抜 General Category <input type="checkbox"/> 社 会 人 特 別 選 抜 Special Category for Working Applicants <input type="checkbox"/> 外国人留学生特別選抜 Foreign Student Admission		
フリガナ 氏 名 Name			性別 Sex <input type="checkbox"/> 男 Male <input type="checkbox"/> 女 Female
生年月日 Date of birth	_____ (Age 歳) 月 (Month) 日 (Date) 年 (Year)		
志望専攻名 Desired major			
志望指導教員名 Expected supervisor			
出身校 School attending/attended	_____ 大学 University _____ 学部 Faculty/College _____ 学科 Department		卒業・卒業見込 Date of (expected) Graduation _____ 年(西暦) _____ Year _____ 月 _____ Month
	_____ 大学大学院 University _____ 研究科 Graduate school _____ 専攻(修士・博士)課程 Major of master's program		修了・修了見込 Date of (expected) Graduation _____ 年(西暦) _____ Year _____ 月 _____ Month
現住所 Present address	〒 _____	Phone _____	E-mail _____
合格通知書等の 受信場所 Address for notification of the application results	〒 _____	Phone _____	E-mail _____

注意 Note 1. ※印欄は、記入しないでください。※ Leave blank.

2. 「合格通知書等の受信場所」は、入学決定までの通知を受ける場所を記入し、変更した場合は、速やかに届け出てください。When the address for notification of the application results is changed, please immediately inform the Admission Office of the College of Science/Engineering of Ibaraki University.

3. 志望指導教員には、事前に連絡を取っておってください。

Please contact in advance the expected supervisor.

履 歴 書

Curriculum Vitae

入学区分 Desired month of enrollment	<input type="checkbox"/> 平成 30 年度後学期 (2018 second semester) <input type="checkbox"/> 平成 31 年度前学期 (2019 first semester)	受験番号 Examinee No.	※			
氏 名 Name			性 別 Sex	<input type="checkbox"/> 男 Male <input type="checkbox"/> 女 Female		
学 歴 Educational background	小学校名 Name of Elementary School	<input type="checkbox"/> 卒業 Graduated	自 From	至 To	在学年数 Period of Attendance	
		<input type="checkbox"/> 卒業見込 Expect to Graduate	年 月 Year Month	年 月 Year Month	年 Years	
	中学校名 Name of Secondary School	<input type="checkbox"/> 卒業 Graduated	自 From	至 To	在学年数 Period of Attendance	
		<input type="checkbox"/> 卒業見込 Expect to Graduate	年 月 Year Month	年 月 Year Month	年 Years	
	高等学校名 Name of Upper Secondary School	<input type="checkbox"/> 卒業 Graduated	自 From	至 To	在学年数 Period of Attendance	
		<input type="checkbox"/> 卒業見込 Expect to Graduate	年 月 Year Month	年 月 Year Month	年 Years	
	大学名 Name of University or Equivalent	<input type="checkbox"/> 卒業 Graduated	自 From	至 To	在学年数 Period of Attendance	
		<input type="checkbox"/> 卒業見込 Expect to Graduate	年 月 Year Month	年 月 Year Month	年 Years	
	大学院名 Name of Graduate School	<input type="checkbox"/> 卒業 Graduated	自 From	至 To	在学年数 Period of Attendance	
		<input type="checkbox"/> 卒業見込 Expect to Graduate	年 月 Year Month	年 月 Year Month	年 Years	
	職 歴 Employment record	勤務先名 Name of company or employer		自 From	至 To	在職年数 Period of Employment
				年 月 Year Month	年 月 Year Month	年 Years
勤務先名 Name of company or employer			自 From	至 To	在職年数 Period of Employment	
			年 月 Year Month	年 月 Year Month	年 Years	
勤務先名 Name of company or employer			自 From	至 To	在職年数 Period of Employment	
			年 月 Year Month	年 月 Year Month	年 Years	

注意 Note 1. 外国の大学を卒業又は大学院を修了（見込）の者の以外の者は、高等学校入学時から記入してください。

Unless the applicant graduated from a foreign university or is expected to graduate a foreign graduate school, please fill the educational background after the graduation of the secondary school.

2. 虚偽の記載をした場合は、入学を取り消すことがあります。

False statement may disqualify your application.

受 験 票
Admission Slip for Examination

入学区分 Desired month of enrollment	<input type="checkbox"/> 平成 30 年度後学期 (2018 second semester) <input type="checkbox"/> 平成 31 年度前学期 (2019 first semester)	受験番号 Examinee No.	※
選抜区分 Category of selection	<input type="checkbox"/> 一 般 選 抜 General Category <input type="checkbox"/> 社 会 人 特 別 選 抜 Special Category for Working Applicants <input type="checkbox"/> 外国人留学生特別選抜 Foreign Student Admission		
志望専攻 Desired Major	専 攻 Major		
フリガナ 氏 名 Name			<input type="checkbox"/> 男 Male <input type="checkbox"/> 女 Female
試験場 Examination room	<input type="checkbox"/> 水戸キャンパス Mito campus <input type="checkbox"/> 日立キャンパス Hitachi campus		

写 真 票

入学区分 Desired month of enrollment	<input type="checkbox"/> 平成 30 年度後学期 (2018 second semester) <input type="checkbox"/> 平成 31 年度前学期 (2019 first semester)	
選抜区分 Category of selection	<input type="checkbox"/> 一 般 選 抜 General Category <input type="checkbox"/> 社 会 人 特 別 選 抜 Special Category for Working Applicants <input type="checkbox"/> 外国人留学生特別選抜 Foreign Student Admission	
受験番号 Examinee No.	※	
志望専攻 Desired Major	専 攻 Major	
フリガナ 氏 名 Name		<input type="checkbox"/> 男 Male <input type="checkbox"/> 女 Female

Applicant's
Photo

写真・Photo

縦 4cm × 横 3cm

写真のウラに氏名
を記入すること
Write your name on
the back of the photo

注意 Note

- ※印欄は、記入しないでください。※ Leave blank.
- 氏名は、住民票又はパスポートのとおり記入してください。
「Name」 must be as given in the Resident Certificate or Passport.
- 写真は、縦 4 c m × 横 3 c m 正面上半身無帽で、出願 3 か月以内に撮影したもの。
Photograph must be 3 c m × 4 c m in size and taken within 3 months before submission of the form.

修士学位論文要旨または研究経過報告書

Summary of Master's Thesis or Progress Report of Master Program Research

入学区分 Desired month of enrollment	<input type="checkbox"/> 平成 30 年度後学期 (2018 second semester) <input type="checkbox"/> 平成 31 年度前学期 (2019 first semester)	受験番号 Examinee No.	※
選抜区分 Category of selection	<input type="checkbox"/> 一般選抜 General Category <input type="checkbox"/> 社会人特別選抜 Special Category for Working Applicants <input type="checkbox"/> 外国人留学生特別選抜 Foreign Student Admission		
氏名 Name		志望専攻名 Desired Major	

注 Note ※印欄は、記入しないでください。 ※ Leave blank.

氏 名 Name		志 望 専 攻 名 Desired Major		受 験 番 号 Examinee No.	※
-------------	--	----------------------------	--	-------------------------	---

研究及び業務上の業績調書

Research and Career Achievement Records

入学区分 Desired month of enrollment	<input type="checkbox"/> 平成 30 年度後学期 (2018 second semester) <input type="checkbox"/> 平成 31 年度前学期 (2019 first semester)	受験番号 Examinee No.	※
選抜区分 Category of selection	<input type="checkbox"/> 一 般 選 抜 General Category <input type="checkbox"/> 社 会 人 特 別 選 抜 Special Category for Working Applicants <input type="checkbox"/> 外国人留学生特別選抜 Foreign Student Admission		
氏 名 Name		志望専攻名 Desired Major	

◎ 下記の事項を横書で記入してください。(鉛筆使用不可)

Please fill in the following information. Please do not use a pencil when filling this form.

1. 学術論文・研究報告・特許等の名称。 Scientific publications • Research reports •Numbers of patents
2. 発行又は発表年月。 Year of publication or presentation.
3. 発行所、発表雑誌等又は発表学会等の名称。 Name of publishers, scientific journals or conferences
4. 全著者名。 Names of all authors.
5. その他。 Other information.

茨 城 大 学 大 学 院 理 工 学 研 究 科
The Graduate School of Science and Engineering, Ibaraki University

注 Note 1. 用紙が不足する場合は、コピーして使用してください。

Additional sheets of paper may be attached if necessary.

2. ※印欄は、記入しないでください。 ※ Leave blank.

研究計画書

Research Plan

No.1

入学区分 Desired month of enrollment	<input type="checkbox"/> 平成 30 年度後学期 (2018 second semester) <input type="checkbox"/> 平成 31 年度前学期 (2019 first semester)	受験番号 Examinee No.	※
選抜区分 Category of selection	<input type="checkbox"/> 一般選抜 General Category <input type="checkbox"/> 社会人特別選抜 Special Category for Working Applicants <input type="checkbox"/> 外国人留学生特別選抜 Foreign Student Admission		
氏名 Name		志望専攻名 Desired Major	

注 Note ※印欄は、記入しないでください。※ Leave blank.

宛名票

Address Slip

注意

Caution

合格通知書・入学手続き類等の郵送に利用します。
住所は必ず受け取ることのできる場所を記入してください。

Please fill in the address where you wish to receive the
Result Notification Notice and other admission related
documents.

氏名は必ず志願者本人の名前を記載してください。
Name must be the name of applicant him/herself.

必ず全ての宛名票を記入してください。
Please fill in all of Address Slips.

郵便番号 Postal code :

住所 Address :

名前 Name :

受験番号 Examinee's No : ※

※この欄は記入不要です。Leave blank.

郵便番号 Postal code :

住所 Address :

名前 Name :

受験番号 Examinee's No : ※

※この欄は記入不要です。Leave blank.

郵便番号 Postal code :

住所 Address :

名前 Name :

受験番号 Examinee's No : ※

※この欄は記入不要です。Leave blank.

入学試験出願資格認定審査申請書

Application Form for Applicant's Eligibility

提出日 Filing date : 月(Month) _____ 日(Date) _____ 年(Year) _____

入学区分 Desired month of enrollment	<input type="checkbox"/> 平成 30 年度後学期 (2018 second semester) <input type="checkbox"/> 平成 31 年度前学期 (2019 first semester)		受験番号 Examinee No.	※記入不要 ※Leave Blank
選抜区分 Category of selection	<input type="checkbox"/> 一般選抜 General Category <input type="checkbox"/> 社会人特別選抜 Special Category for Working Applicants <input type="checkbox"/> 外国人留学生特別選抜 Foreign Student Admission			
フリガナ 氏名 Name				性別 Sex <input type="checkbox"/> 男 Male <input type="checkbox"/> 女 Female
生年月日 Date of birth	_____ (Age 歳) 月 (Month) 日 (Date) 年 (Year)			
志望専攻名 Desired major				
志望主要研究分野 又はコース Desired research field or course				
志望指導教員名 Expected supervisor				
出身校 School attending/attended	_____ 大学 University _____ 学部 Faculty _____ 学科 Department			卒業・卒業見込 Date of (expected) Graduation _____ 年(西暦) Year _____ 月 Month
	_____ 大学大学院 University _____ 研究科 Graduate school _____ 専攻(修士・博士)課程 Major of master's program			修了・修了見込 Date of (expected) Graduation _____ 年(西暦) Year _____ 月 Month
勤務先 Name of company or employer				
現住所 Present address	〒 _____	Phone _____	E-mail _____	
認定通知書等の 受信場所 Result notification address	〒 _____	Phone _____	E-mail _____	

注意 Note 1. 「認定通知書等の受信場所」は、入学決定までの通知を受ける場所を記入し、変更した場合は、速やかに届け出てください。

If there are any changes in the result notification address, please inform the University immediately.

2. 志望指導教員には、事前に連絡を取っておいてください。

Please contact in advance the expected supervisor.

入学試験出願資格認定審査調書

Summary of Previous Research Activities

フリガナ				受験番号 Examinee No.	※
氏 名 Name					
現 職 Present Position		生年月日 Date of Birth	(Age 歳)		
			月(Month)	日(Date)	年(Year)

学 歴・Educational background	
自 年/月 ~ 至 年/月 Year/Month ~ Year/Month	事 項・Names of schools attended
/ ~ /	
/ ~ /	
/ ~ /	
/ ~ /	
/ ~ /	
/ ~ /	

職 歴 (研究・開発等の業務内容がわかるように詳しく記入すること。) Employment records (Fill in details about research and development employment)	
自 年/月 ~ 至 年/月 Year/Month ~ Year/Month	事 項・Names of Companies/Institutions, subjects of research and development
/ ~ /	
/ ~ /	
/ ~ /	
/ ~ /	
/ ~ /	
/ ~ /	

学会及び社会における活動等・Scientific Society and Social Activities	
自 年/月 ~ 至 年/月 Year/Month ~ Year/Month	事 項・Matters engaged
/ ~ /	
/ ~ /	
/ ~ /	
/ ~ /	
/ ~ /	
/ ~ /	

注意 Note ※印欄は、記入しないでください。※ Leave blank.

在職期間証明書 Certificate of Professional Career / Employment

現 住 所 〒 —
Present Address

受 験 者 氏 名
Name of Applicant

入学区分 Desired month of enrollment	<input type="checkbox"/> 平成 30 年度後学期 (2018 second semester) <input type="checkbox"/> 平成 31 年度前学期 (2019 first semester)	受験番号 Examinee No.	※
選抜区分 Category of selection	<input type="checkbox"/> 一 般 選 抜 General Category <input type="checkbox"/> 社 会 人 特 別 選 抜 Special Category for Working Applicants <input type="checkbox"/> 外国人留学生特別選抜 Foreign Student Admission		

注 Note ※印欄は、記入しないでください。 ※ Leave blank.

Month _____ 月 Date _____ 日 / Year _____ 年

所属機関名 (事業所名) Name of Institution/Company	
職 種 Position of Applicant	
在職期間 又は 在職した期間 Period in employment	<div style="display: flex; justify-content: space-between;"> <div> 自 Since </div> <div> 月 _____ 日 _____ Month _____ Date _____ </div> <div> 年 _____ Year _____ </div> <div>~</div> </div> <div style="display: flex; justify-content: space-between; margin-top: 10px;"> <div> 至 Until </div> <div> 月 _____ 日 _____ Month _____ Date _____ </div> <div> 年 _____ Year _____ </div> </div>

住 所 (所在地) 〒 —
Address of Institution/company

勤 務 先 名
Name of institution/company or employer

職 名
P o s i t i o n

氏 名
Name (Signature)



在 職 証 明 書
Certificate of Employment

氏 名 Name	
現 住 所 Present address	〒 ー
生 年 月 日 Birthday	
勤務先事業所名 Name of Institution/Company	
職 種 Position	

上記の者が、当事業所に勤務することを証明します。
This is to certify that above mentioned person is employed with our institution/company.

事業所住 所 （ 所 在 地 ） 〒 ー
Address of Institution/company

事 業 所 名
Name of Institution/Company

職 名
Position

氏 名
Name (Signature) _____ (印)

日 付
Date

コンビニエンスストアでの入学検定料払込方法

下記のコンビニ端末にてお支払いください(インターネット登録不要)

1 お申込み

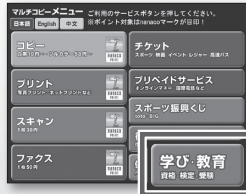
セブン-イレブン

マルチコピー機

<http://www.sej.co.jp>

最寄りの「セブン-イレブン」にある「マルチコピー機」へ。

TOP画面の「学び・教育」よりお申込みください。



学び・教育

入学検定料等支払

LAWSON

Loppi

<http://www.lawson.co.jp>

MINISTOP

Loppi

<http://www.ministop.co.jp>

最寄りの「ローソン」「ミニストップ」にある「Loppi」へ。

TOP画面の「各種サービスメニュー」よりお申込みください。



「各種申込(学び)」を含むボタン

学び・教育・各種検定試験

大学・短大、専門、小・中・高校等お支払い

あなたと、コンビニに、
FamilyMart

Famiポート

<http://www.family.co.jp>

最寄りの「ファミリーマート」にある「Famiポート」へ。

TOP画面の「申込・請求(学び・教育)」よりお申込みください。



申込・請求

学び・教育

各種(入学検定料等)お支払いサービス

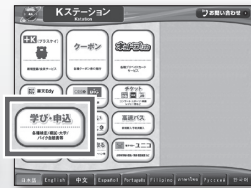
KEY STATION

Kstation

<http://www.circleksunkus.jp>

最寄りの「サークルK・サンクス」にある「Kステーション」へ。

TOP画面の「学び・申込」よりお申込みください。



「学び・申込」

各種(入学検定料等)のお支払い

茨城大学大学院

をタッチし、申込情報を入力して「払込票/申込券/受付票」を発券ください。

*画面ボタンのデザインなどは予告なく変更となる場合があります。

2 お支払い

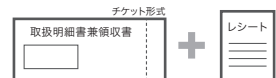
①コンビニのレジでお支払いください。

端末より「払込票」(マルチコピー機)または「申込券」(Loppi、Famiポート)または「受付票」(Kステーション)が出力されますので、**30分以内にレジにてお支払いください。**



②お支払い後、チケットとレシートの2種類をお受け取りください。

「取扱明細書」(マルチコピー機、Kステーション)または「取扱明細書兼領収書」(Loppi、Famiポート)。



*出願期間最終日の支払受付時間は15時までとなります。

*お支払い済みの入学検定料はコンビニでは返金できません。

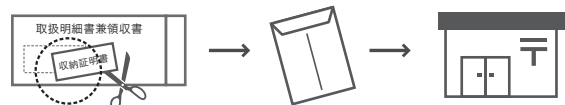
*お支払期限内に入学検定料のお支払いがない場合は、入力された情報はキャンセルとなります。

*すべての支払方法に対して入学検定料の他に、払込手数料が別途かかります。

払込手数料	入学検定料が5万円未満	432円
	入学検定料が5万円以上	648円

3 出願

「取扱明細書」または「取扱明細書兼領収書」の「収納証明書」部分を切り取り、他の出願書類とともに提出してください。



How to Pay the School Entrance Examination Fee at a Convenience Store

[1] Request to Make a Payment

<p>Franchise: 7-Eleven Kiosk: Multi-purpose copier Process: From the main screen select: [学び・教育] (Learning/Education) ↓ [入学検定料等支払] (Pay fees such as the school entrance examination fee)</p>	<p>Franchise: Circle K/Sunkus Kiosk: Kstation Process: From the main screen select: [学び・申込] (Learning/Application) ↓ [各種 (入学検定料等) のお支払い] (Make various types of payments (School entrance examination fee, etc.))</p>
<p>Franchise: Lawson, Mini Stop Kiosk: Loppi Process: From the main screen select: [各種サービスメニュー] (Menu for various services) Then choose the button that includes: [各種申込 (学び)] (Applications (learning)) ↓ [学び・教育・各種検定試験] (Learning/Education/Official Examinations) ↓ [大学・短大、専門、小・中・高校等お支払い] Make a payment to a university, junior college, vocational school, elementary/junior high/high school, etc.)</p>	<p>Franchise: FamilyMart Kiosk: FamiPort Process: From the main screen select: [申込・請求 (学び・教育)] (Application/Bill (Learning/Education)) ↓ [学び・教育] (Learning/Education) ↓ [各種 (入学検定料等) お支払いサービス] (Various payment services (school entrance examination fees, etc.))</p>



Tap **茨城大学大学院 (Ibaraki University Graduate School)** and enter your application information to have a “払込票/申込券/受付票 (payment slip/request ticket/receiving slip)” issued to you.



[2] Make a Payment

Please make a payment with the convenience store cashier.

- The kiosk will print a “払込票 (payment slip)” from multi-purpose copiers, a “申込券 (request ticket)” at Loppi and FamiPort, or a “受付票 (receiving slip)” at Kstation. Please make your payment with the cashier within 30 minutes of receiving your payment “slip/request ticket/receiving slip”.
- After making the payment, please obtain a ticket (a “取扱明細書 (handling statement)” from multi-purpose copiers and at Kstation or a “取扱明細書兼領収書 (handling statement/receipt)” at Loppi and FamiPort) and a receipt.
 - * Payments are not accepted after 15:00 JST on the final day for application submissions.
 - * A school entrance examination fee that has been paid cannot be refunded at the convenience store.
 - * The information entered will be voided if you do not pay the school entrance examination fee within the payment period.
 - * In addition to the school entrance examination fee, there will also be a separate handling fee for making payments, regardless of payment method.
 - <Payment Fees> For school entrance examination fees of less than ¥50,000: ¥432
 - For school entrance examination fees of ¥50,000 or more: ¥648

[3] Submit an Application

Please detach the “収納証明書 (receipt certificate)” portion from the “取扱明細書 (handling statement)” or “取扱明細書兼領収書 (handling statement/receipt)” and submit it along with your application documents.